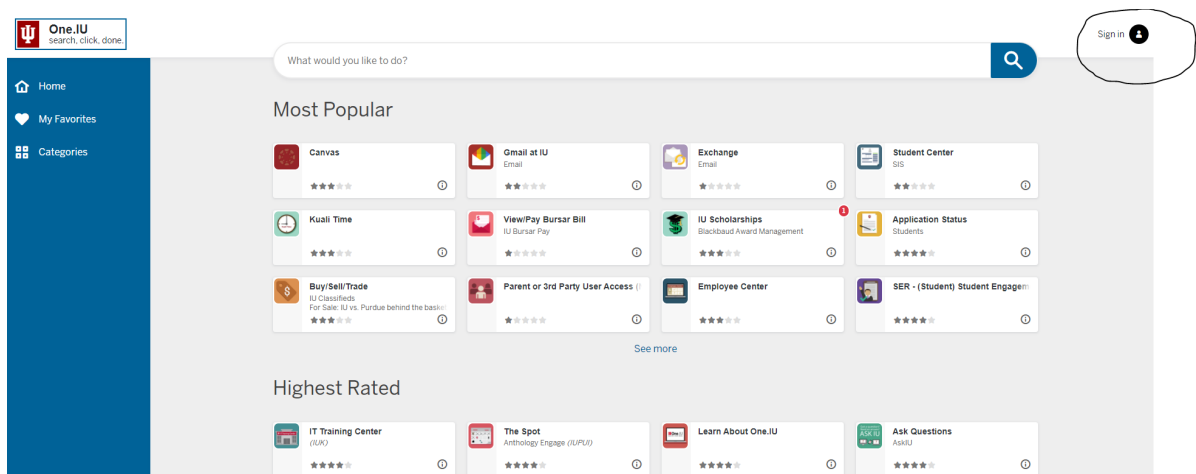


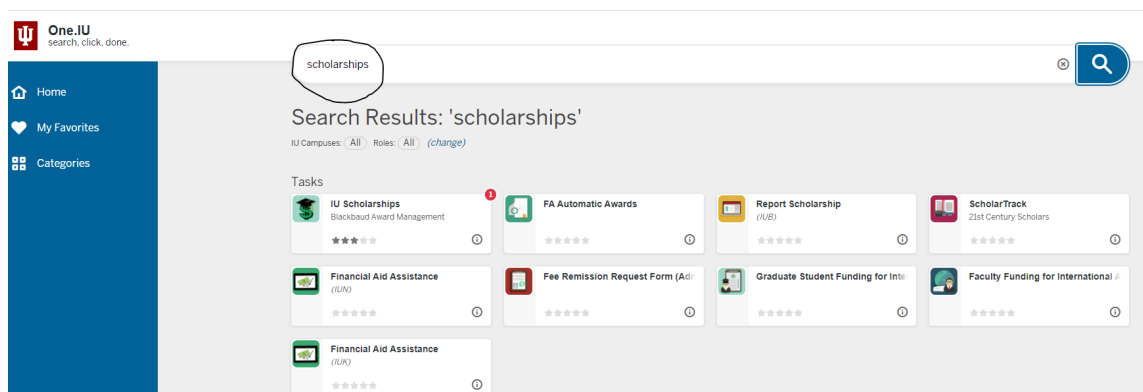
IU South Bend and Tire Rack Online Scholarship Application (OSA)

If you have been admitted to IU South Bend and have your [One.IU.edu](https://one.iu.edu) account already set-up, proceed to step 3.

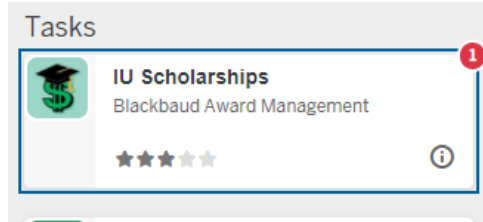
1. If you have not yet applied to IU South Bend, submit your admission application immediately. Visit [Apply Now](#). If you have already applied, and are waiting for an admission decision, [contact](#) the Office of Admissions to learn about the status of your admission application.
2. Once you have been admitted to IU South Bend, you will receive log-in information to create your first [One.IU.edu](https://one.iu.edu) account. You need this account to begin the OSA! If you need help in creating the account, visit orientation.iusb.edu and follow steps 1 and 2. After creating the account, go to step 3 below.
3. Go to [One.IU.edu](https://one.iu.edu) Click 'Sign in' on the top right as shown in the image below. Now login to your account using your account username and passphrase.




4. After logging, click on the Search box and type 'scholarships' as shown in the image below.



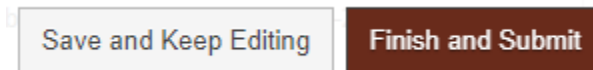
5. Click the first tile '[IU Scholarships](#)' that appears, and it should take you to the next page.



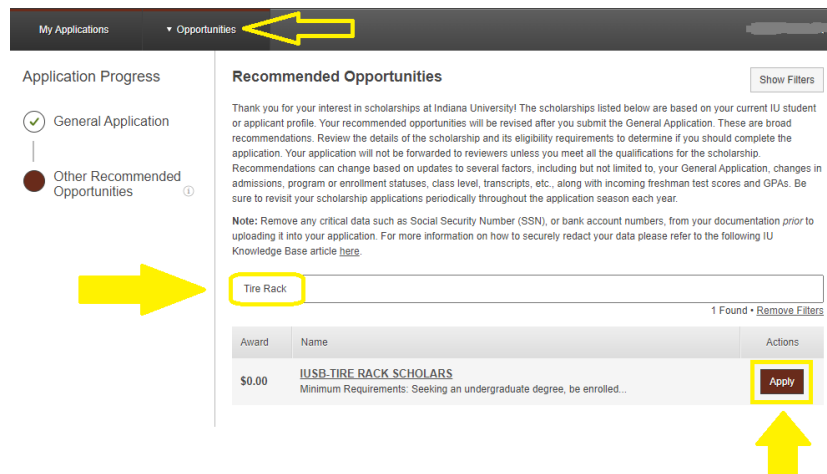
6. Now click the 'start' button



7. If you have logged in, the IU General Application will open as your landing page.
8. Complete the application. Please save your work often. Without any save action your session will timeout after 15 minutes. Once you submit your application, you will no longer be able to make further changes.
 - a. Once completed, Click the “Finish and Submit” button



9. Congratulations! Now you have submitted your general scholarship application.
 - a. You can now apply for the Tire Rack Scholar. You can click the Opportunities at the top of page. Search the words “Tire Rack.” You should be able to click the “Apply”



- b. If you need help, contact the Office of Financial Aid and Scholarships at scholar1@iusb.edu
 - c. You are not done yet! You are required to complete the [FAFSA](#) prior to the application deadline to be eligible for this scholarship.
10. If you are a **new student** to IU South Bend
 - a. Once your Admission is confirmed, sign-up to attend the New/Transfer Student Orientation and register for classes. Visit orientation.iusb.edu and follow the steps.